

DATA SHEET

21-DFFAENS-2

OUTDOOR OMNI ANTENNA

Frequency: 3400-3800MHz

Gain: 8dBi

Power Rating: 100W

Connector: 4.3-10 Female


OVERVIEW

BRIDGE OMNI ANTENNAS are fully compatible with any Cellular, IoT, TETRA, WIFI, VHF and UHF network system. The antennas have a High-Band-Width 360° design and are made with high quality fiberglass and rugged elements, allowing the antennas to withstand outdoor environments.

KEY FEATURES

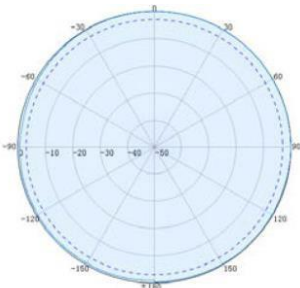
- N, Din and 4.3-10 connector are available upon request
- High gain and compact size
- Antennas have an IP protection rating of IP65 making them suitable for outdoor applications

Product Pictures

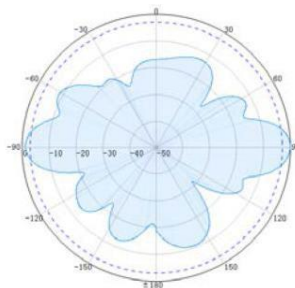


Radiation Diagrams

Horizontal plane pattern



Vertical plane pattern



TECHNICAL DATA

Electrical Specifications

Frequency Range (MHz)	3400-3800MHz
Gain	8dBi
VSWR	≤1.8
Polarization	Vertical
Beamwidth- H	360°
Beamwidth- V	15°
Power Rating	100W
Impedance	50Ω

Mechanical Specifications

Connector	1x4.3-10 F, Bottom
Dimensions	Φ 38 x 600mm
Weight	1kg
Radome Color	Gray/White/Black
Radome Material	Fiber-reinforced plastic

Environmental Specifications

Wind Load	60m/s
Temperature	-40°C~+65°C
Humidity	≤95%
IP Rating	IP65
Lightning Protection	DC Ground

Installation Specifications

Installation Method	Pole Mounting
Mounting Pole Diameter	Φ38- Φ52mm

Disclaimer All images are for reference purposes only

Revised: | B.1.1

Important Notice: Information contained in this data sheet is believed to be reliable at the date of issue, accuracy and completeness is not guaranteed. Bridge Components holds the right to change the product specifications without notice.