


Frequency: 1710-1880 /1920-2170MHz Wide Band | Output Power: 20 /27 /33 /37dBm

RU Gain: 40 /45 /50 /55dB | Type: Wireless Coupling /Direct Coupling | Power Supply: AC100 /240V

Usage: Indoor (20 /27 /33dBm), Outdoor (37dBm)



OVERVIEW

BRIDGE Repeater is the product to solve signal coverage problem of indoor and outdoor. Fiber Optical Repeater (FOR) includes master unit (MU) and remote unit (RU) as a system transmission products. The MU with optional direct or wireless coupling type to provide flexible applications on sites. The MU receives signal resources from Base station either directly or via air interface and forward the signal through fiber optical cable(s) to RU(s) located in another service areas. The RU boosts the signal to target areas, fast to provide strong signal in poor coverage areas. BRIDGE product portfolio includes a full series of flexible product family to support single band, dual band, triple band, and multiple band systems.

BRIDGE Repeater adopts multimode technologies, compatible with GSM /WCDMA /LTE /NR systems. Its noise and interference control technology reduces the noise floor and interference. BRIDGE product utilize High-quality linear power amplifier to always effectively maintain signal operation in a linear status. Various RF features are optional and customizable to fulfill different deployment scenarios on site.

In the section of material selection, BRIDGE products are all made of good and rugged stuffs, including brand new chipsets and electronic components, ensuring stable performance and long product life.

FEATURES

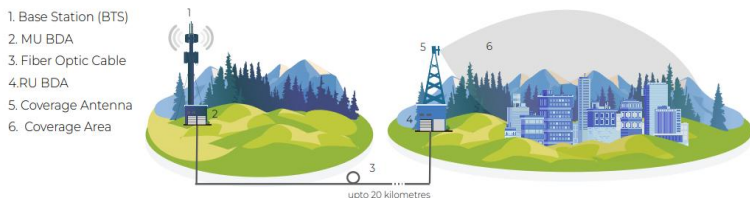
- Fully compatible with multi-mode systems.
- MU:RU = 1:4 /1:8 / 1:16 with star topology
- Customizable operation frequency band is much suitable for customer’s networks, rejecting the interference.
- Perfect calling and data transmission performance by high linear amplifier technology
- Remote control is an option, able to manage and check the product status in offices.
- Compact size and light weight
- Power supply complies with EN 60950.

PRODUCT LIST

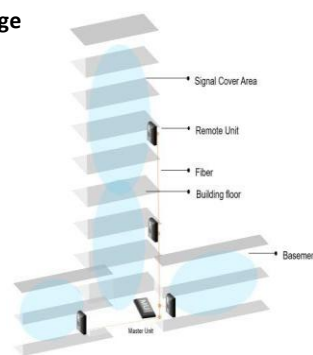
PRODUCT	PART NUMBER
MU 1:4 via Air	41-FMWM040504A-C1
MU 1:8 via Air	41-FMWM040508A-C1
MU 1:16 via Air	41-FMWM040516A-C1
MU 1:4 via BTS	41-FMWM040504-C1
MU 1:8 via BTS	41-FMWM040508-C1
MU 1:16 via BTS	41-FMWM040516-C1
RU 20dBm	41-FRWM040520-C1
RU 27dBm	41-FRWM040527-C1
RU 33dBm	41-FRWM040533-C1
RU 37dBm	41-FRWM040537-C1

SITE APPLICATION

Outdoor Coverage



Indoor Coverage



Disclaimer:

All images are for reference only. The information provided in this datasheet is considered reliable as of the publication date; however, accuracy and completeness are not guaranteed. Bridge Components reserves the right to modify product specifications without prior notice.

Revised | B.1.1

DATA SHEET

41-FMWM040504A-C1

DUAL-BAND FIBER OPTICAL REPEATER (MU)

Frequency: 1710-1880 /1920-2170MHz Wide Band | **Output Power:** 23dBm | **Gain:** 40dB

Type: Wireless Coupling (via Air) | **MU:RU:** 1:4 | **Power Supply:** AC100 /240V | **Usage:** Indoor



TECHNICAL DATA

Electrical & Optical Specifications

Item	FDD-LTE1800 (B3)		FDD-NR2100 (n1)	
	Uplink	Downlink	Uplink	Downlink
Frequency Range	1710-1785MHz	1805-1880MHz	1920-1980MHz	2110-2170MHz
Operation Bandwidth	75MHz		60MHz	
Max. RF Output Power	23 ±2dBm	/	23 ±2dBm	/
Max. Gain	40 ±3dB	40 ±3dB	40 ±3dB	40 ±3dB
Max. No Damage Input Power	/	-10dBm	/	-10dBm
Noise Figure (1x RU: MU)	≤5dB	/	≤5dB	/
Pass Band Ripple (p-p)	≤±3dB		≤±3dB	
Manual Gain Control	0 - 31dB /1dB step		0 - 31dB /1dB step	
VSWR	≤1.5			
System Delay	≤3μs			
EVM (RMS)	≤8%		≤3.5%	
Frequency Stability	≤0.01ppm			
Spurious Emissions	3GPP TS 36.106		3GPP TS 38.106	
Spectrum Emission Mask	3GPP TS 36.106		3GPP TS 38.106	
Optical Output Power	-3 ±3dBm Downlink @1550nm			
Optical Receiver Sensitivity	-15dBm Uplink @1310nm			

Mechanical, Environmental & Miscellaneous Specifications

Dimension	440 x280 x43mm
Weight	≤7kg
Power Supply	AC100~240V, Comply with EN60950
Power Consumption	≤45W
RF Connector	1x N Female or 4.3-10 Female, 50Ω (customizable)
FO Connector	4x LC /SC /FC - UPC /APC (customizable)
Local Control	LCD + Keypad & Wi-Fi via Web Browser, USB-C /RJ45 (customizable)
OMC	Via Wi-Fi or LTE Wireless Modem (customizable)
Temperature	-10 to +55°C
Humidity	≤95%
Ingress Protection	IP30, Indoor
Installation	19" Rack or Wall Mount
MTBF	≥50000h

Disclaimer:

All images are for reference only.

The information provided in this datasheet is considered reliable as of the publication date; however, accuracy and completeness are not guaranteed. Bridge Components reserves the right to modify product specifications without prior notice.

Revised | B.1.1

DATA SHEET

41-FMWM040508A-C1

DUAL-BAND FIBER OPTICAL REPEATER (MU)

Frequency: 1710-1880 /1920-2170MHz Wide Band | **Output Power:** 23dBm | **Gain:** 40dB

Type: Wireless Coupling (via Air) | **MU:RU:** 1:8 | **Power Supply:** AC100 /240V | **Usage:** Indoor



TECHNICAL DATA

Electrical & Optical Specifications

Item	FDD-LTE1800 (B3)		FDD-NR2100 (n1)	
	Uplink	Downlink	Uplink	Downlink
Frequency Range	1710-1785MHz	1805-1880MHz	1920-1980MHz	2110-2170MHz
Operation Bandwidth	75MHz		60MHz	
Max. RF Output Power	23 ±2dBm	/	23 ±2dBm	/
Max. Gain	40 ±3dB	40 ±3dB	40 ±3dB	40 ±3dB
Max. No Damage Input Power	/	-10dBm	/	-10dBm
Noise Figure (1x RU: MU)	≤5dB	/	≤5dB	/
Pass Band Ripple (p-p)	≤±3dB		≤±3dB	
Manual Gain Control	0 - 31dB /1dB step		0 - 31dB /1dB step	
VSWR	≤1.5			
System Delay	≤3μs			
EVM (RMS)	≤8%		≤3.5%	
Frequency Stability	≤0.01ppm			
Spurious Emissions	3GPP TS 36.106		3GPP TS 38.106	
Spectrum Emission Mask	3GPP TS 36.106		3GPP TS 38.106	
Optical Output Power	-6 ±3dBm Downlink @1550nm			
Optical Receiver Sensitivity	-15dBm Uplink @1310nm			

Mechanical, Environmental & Miscellaneous Specifications

Dimension	440 x280 x43mm
Weight	≤7kg
Power Supply	AC100~240V, Comply with EN60950
Power Consumption	≤45W
RF Connector	1x N Female or 4.3-10 Female, 50Ω (customizable)
FO Connector	8x LC /SC /FC - UPC /APC (customizable)
Local Control	LCD + Keypad & Wi-Fi via Web Browser, USB-C /RJ45 (customizable)
OMC	Via Wi-Fi or LTE Wireless Modem (customizable)
Temperature	-10 to +55°C
Humidity	≤95%
Ingress Protection	IP30, Indoor
Installation	19" Rack or Wall Mount
MTBF	≥50000h

Disclaimer:

All images are for reference only.

The information provided in this datasheet is considered reliable as of the publication date; however, accuracy and completeness are not guaranteed. Bridge Components reserves the right to modify product specifications without prior notice.

Revised | B.1.1

DATA SHEET

41-FMWM040516A-C1

DUAL-BAND FIBER OPTICAL REPEATER (MU)

Frequency: 1710-1880 /1920-2170MHz Wide Band | **Output Power:** 23dBm | **Gain:** 40dB

Type: Wireless Coupling (via Air) | **MU:RU:** 1:16 | **Power Supply:** AC100 /240V | **Usage:** Indoor



TECHNICAL DATA

Electrical & Optical Specifications

Item	FDD-LTE1800 (B3)		FDD-NR2100 (n1)	
	Uplink	Downlink	Uplink	Downlink
Frequency Range	1710-1785MHz	1805-1880MHz	1920-1980MHz	2110-2170MHz
Operation Bandwidth	75MHz		60MHz	
Max. RF Output Power	23 ±2dBm	/	23 ±2dBm	/
Max. Gain	40 ±3dB	40 ±3dB	40 ±3dB	40 ±3dB
Max. No Damage Input Power	/	-10dBm	/	-10dBm
Noise Figure (1x RU: MU)	≤5dB	/	≤5dB	/
Pass Band Ripple (p-p)	≤±4dB		≤±4dB	
Manual Gain Control	0 - 31dB /1dB step		0 - 31dB /1dB step	
VSWR	≤1.5			
System Delay	≤3μs			
EVM (RMS)	≤8%		≤3.5%	
Frequency Stability	≤0.01ppm			
Spurious Emissions	3GPP TS 36.106		3GPP TS 38.106	
Spectrum Emission Mask	3GPP TS 36.106		3GPP TS 38.106	
Optical Output Power	-6 ±3dBm Downlink @1550nm			
Optical Receiver Sensitivity	-15dBm Uplink @1310nm			

Mechanical, Environmental & Miscellaneous Specifications

Dimension	440 x280 x43mm
Weight	≤8g
Power Supply	AC100~240V, Comply with EN60950
Power Consumption	≤45W
RF Connector	1x N Female or 4.3-10 Female, 50Ω (customizable)
FO Connector	16x LC /SC /FC - UPC /APC (customizable)
Local Control	LCD + Keypad & Wi-Fi via Web Browser, USB-C /RJ45 (customizable)
OMC	Via Wi-Fi or LTE Wireless Modem (customizable)
Temperature	-10 to +55°C
Humidity	≤95%
Ingress Protection	IP30, Indoor
Installation	19" Rack or Wall Mount
MTBF	≥50000h

Disclaimer:

All images are for reference only.

The information provided in this datasheet is considered reliable as of the publication date; however, accuracy and completeness are not guaranteed. Bridge Components reserves the right to modify product specifications without prior notice.

Revised | B.1.1

DATA SHEET

41-FMWM040504-C1

DUAL-BAND FIBER OPTICAL REPEATER (MU)

Frequency: 1710-1880 /1920-2170MHz Wide Band | **Output Power:** -10dBm | **Gain:** 10dB
Type: Direct Coupling (via BTS) | **MU:RU:** 1:4 | **Power Supply:** AC100 /240V | **Usage:** Indoor



TECHNICAL DATA

Electrical & Optical Specifications				
Item	FDD-LTE1800 (B3)		FDD-NR2100 (n1)	
	Uplink	Downlink	Uplink	Downlink
Frequency Range	1710-1785MHz	1805-1880MHz	1920-1980MHz	2110-2170MHz
Operation Bandwidth	75MHz		60MHz	
Max. RF Output Power	-10 ±2dBm	/	-10 ±2dBm	/
Max. Gain	0 ±3dB	10 ±3dB	0 ±3dB	10 ±3dB
Max. No Damage Input Power	/	-10dBm	/	-10dBm
Noise Figure (1x RU: MU)	≤5dB	/	≤5dB	/
Pass Band Ripple (p-p)	≤±3dB		≤±3dB	
Manual Gain Control	0 - 20dB /1dB step		0 - 20dB /1dB step	
VSWR	≤1.5			
System Delay	≤1μs			
EVM (RMS)	≤8%		≤3.5%	
Frequency Stability	≤0.01ppm			
Spurious Emissions	3GPP TS 36.106		3GPP TS 38.106	
Spectrum Emission Mask	3GPP TS 36.106		3GPP TS 38.106	
Optical Output Power	-3 ±3dBm Downlink @1550nm			
Optical Receiver Sensitivity	-15dBm Uplink @1310nm			
Mechanical, Environmental & Miscellaneous Specifications				
Dimension	440 x280 x43mm			
Weight	≤7kg			
Power Supply	AC100~240V, Comply with EN60950			
Power Consumption	≤45W			
RF Connector	1x N Female or 4.3-10 Female, 50Ω (customizable)			
FO Connector	4x LC /SC /FC - UPC /APC (customizable)			
Local Control	LCD + Keypad & Wi-Fi via Web Browser, USB-C /RJ45 (customizable)			
OMC	Via Wi-Fi or LTE Wireless Modem (customizable)			
Temperature	-10 to +55°C			
Humidity	≤95%			
Ingress Protection	IP30, Indoor			
Installation	19" Rack or Wall Mount			
MTBF	≥50000h			

Disclaimer:

All images are for reference only.
 The information provided in this datasheet is considered reliable as of the publication date; however, accuracy and completeness are not guaranteed. Bridge Components reserves the right to modify product specifications without prior notice.

Revised | B.1.1

DATA SHEET

41-FMWM040508-C1

DUAL-BAND FIBER OPTICAL REPEATER (MU)

Frequency: 1710-1880 /1920-2170MHz Wide Band | **Output Power:** -10dBm | **Gain:** 10dB
Type: Direct Coupling (via BTS) | **MU:RU:** 1:8 | **Power Supply:** AC100 /240V | **Usage:** Indoor



TECHNICAL DATA

Electrical & Optical Specifications				
Item	FDD-LTE1800 (B3)		FDD-NR2100 (n1)	
	Uplink	Downlink	Uplink	Downlink
Frequency Range	1710-1785MHz	1805-1880MHz	1920-1980MHz	2110-2170MHz
Operation Bandwidth	75MHz		60MHz	
Max. RF Output Power	-10 ±2dBm	/	-10 ±2dBm	/
Max. Gain	0 ±3dB	10 ±3dB	0 ±3dB	10 ±3dB
Max. No Damage Input Power	/	-10dBm	/	-10dBm
Noise Figure (1x RU: MU)	≤5dB	/	≤5dB	/
Pass Band Ripple (p-p)	≤±3dB		≤±3dB	
Manual Gain Control	0 - 20dB /1dB step		0 - 20dB /1dB step	
VSWR	≤1.5			
System Delay	≤3μs			
EVM (RMS)	≤8%		≤3.5%	
Frequency Stability	≤0.01ppm			
Spurious Emissions	3GPP TS 36.106		3GPP TS 38.106	
Spectrum Emission Mask	3GPP TS 36.106		3GPP TS 38.106	
Optical Output Power	-6 ±3dBm Downlink @1550nm			
Optical Receiver Sensitivity	-15dBm Uplink @1310nm			
Mechanical, Environmental & Miscellaneous Specifications				
Dimension	440 x280 x43mm			
Weight	≤7kg			
Power Supply	AC100~240V, Comply with EN60950			
Power Consumption	≤45W			
RF Connector	1x N Female or 4.3-10 Female, 50Ω (customizable)			
FO Connector	8x LC /SC /FC - UPC /APC (customizable)			
Local Control	LCD + Keypad & Wi-Fi via Web Browser, USB-C /RJ45 (customizable)			
OMC	Via Wi-Fi or LTE Wireless Modem (customizable)			
Temperature	-10 to +55°C			
Humidity	≤95%			
Ingress Protection	IP30, Indoor			
Installation	19" Rack or Wall Mount			
MTBF	≥50000h			

Disclaimer:

All images are for reference only.
 The information provided in this datasheet is considered reliable as of the publication date; however, accuracy and completeness are not guaranteed. Bridge Components reserves the right to modify product specifications without prior notice.

Revised | B.1.1

DATA SHEET

41-FMWM040516-C1

DUAL-BAND FIBER OPTICAL REPEATER (MU)

Frequency: 1710-1880 /1920-2170MHz Wide Band | **Output Power:** -10dBm | **Gain:** 10dB

Type: Direct Coupling (via BTS) | **MU:RU:** 1:16 | **Power Supply:** AC100 /240V | **Usage:** Indoor



TECHNICAL DATA

Electrical & Optical Specifications				
Item	FDD-LTE1800 (B3)		FDD-NR2100 (n1)	
	Uplink	Downlink	Uplink	Downlink
Frequency Range	1710-1785MHz	1805-1880MHz	1920-1980MHz	2110-2170MHz
Operation Bandwidth	75MHz		60MHz	
Max. RF Output Power	-10 ±2dBm	/	-10 ±2dBm	/
Max. Gain	0 ±3dB	10 ±3dB	0 ±3dB	10 ±3dB
Max. No Damage Input Power	/	-10dBm	/	-10dBm
Noise Figure (1x RU: MU)	≤5dB	/	≤5dB	/
Pass Band Ripple (p-p)	≤±4dB		≤±4dB	
Manual Gain Control	0 - 20dB /1dB step		0 - 20dB /1dB step	
VSWR	≤1.5			
System Delay	≤1μs			
EVM (RMS)	≤8%		≤3.5%	
Frequency Stability	≤0.01ppm			
Spurious Emissions	3GPP TS 36.106		3GPP TS 38.106	
Spectrum Emission Mask	3GPP TS 36.106		3GPP TS 38.106	
Optical Output Power	-6 ±3dBm Downlink @1550nm			
Optical Receiver Sensitivity	-15dBm Uplink @1310nm			
Mechanical, Environmental & Miscellaneous Specifications				
Dimension	440 x280 x43mm			
Weight	≤8g			
Power Supply	AC100~240V, Comply with EN60950			
Power Consumption	≤45W			
RF Connector	1x N Female or 4.3-10 Female, 50Ω (customizable)			
FO Connector	16x LC /SC /FC - UPC /APC (customizable)			
Local Control	LCD + Keypad & Wi-Fi via Web Browser, USB-C /RJ45 (customizable)			
OMC	Via Wi-Fi or LTE Wireless Modem (customizable)			
Temperature	-10 to +55°C			
Humidity	≤95%			
Ingress Protection	IP30, Indoor			
Installation	19" Rack or Wall Mount			
MTBF	≥50000h			

Disclaimer:

All images are for reference only.

The information provided in this datasheet is considered reliable as of the publication date; however, accuracy and completeness are not guaranteed. Bridge Components reserves the right to modify product specifications without prior notice.

Revised | B.1.1

DATA SHEET

41-FRWM040520-C1

DUAL-BAND FIBER OPTICAL REPEATER (RU)

Frequency: 1710-1870 /1920-2170MHz Wide Band | Output Power: 20dBm | Gain: 40dB

Power Supply: AC100 /240V | Usage: Indoor



20dBm

TECHNICAL DATA

Electrical & Optical Specifications				
Item	FDD-LTE1800 (B3)		FDD-NR2100 (n1)	
	Uplink	Downlink	Uplink	Downlink
Frequency Range	1710-1775MHz	1805-1870MHz	1920-1980MHz	2110-2170MHz
Operation Bandwidth	65MHz		60MHz	
Max. RF Output Power	/	20 ±2dBm	/	20 ±2dBm
Max. Gain	40 ±3dB	40 ±3dB	40 ±3dB	40 ±3dB
Noise Figure (1x RU: MU)	≤5dB	/	≤5dB	/
Pass Band Ripple (p-p)	≤±4dB		≤±4dB	
Manual Gain Control	0 - 31dB /1dB step		0 - 31dB /1dB step	
Auto Level Control (ALC)	Control range: ≥20dB		Control range: ≥20dB	
VSWR	≤2.4			
System Delay	≤3μs			
EVM (RMS)	≤8%		≤3.5%	
Frequency Stability	≤0.01ppm			
Spurious Emissions	3GPP TS 36.106		3GPP TS 38.106	
Spectrum Emission Mask	3GPP TS 36.106		3GPP TS 38.106	
Optical Output Power	3 ±3dBm Uplink @1310nm			
Optical Receiver Sensitivity	-15dBm Downlink @1550nm			
Mechanical, Environmental & Miscellaneous Specifications				
Dimension	350 x200 x50mm			
Weight	≤3kg			
Power Supply	AC100~240V, Comply with EN60950, or POF (power over hybrid Fiber)			
Power Consumption	≤30W			
RF Connector	1x N Female or 4.3-10 Female, 50Ω (customizable)			
FO Connector	1x LC /SC /FC - UPC /APC (customizable)			
Local Control	LCD + Keypad & Wi-Fi via Web Browser, USB-C /RJ45 (customizable)			
OMC	Through MU via Fiber Cable			
Temperature	-10 to +55°C			
Humidity	≤95%			
Ingress Protection	IP40, Indoor			
Installation	Wall or Pole Mount			
MTBF	≥50000h			

Disclaimer:

All images are for reference only.

The information provided in this datasheet is considered reliable as of the publication date; however, accuracy and completeness are not guaranteed. Bridge Components reserves the right to modify product specifications without prior notice.

Revised | B.1.1

DATA SHEET

41-FRWM040527-C1

DUAL-BAND FIBER OPTICAL REPEATER (RU)

Frequency: 1710-1870 /1920-2170MHz Wide Band | **Output Power:** 27dBm | **Gain:** 45dB

Power Supply: AC100 /240V | **Usage:** Indoor



27dBm

TECHNICAL DATA

Electrical & Optical Specifications				
Item	FDD-LTE1800 (B3)		FDD-NR2100 (n1)	
	Uplink	Downlink	Uplink	Downlink
Frequency Range	1710-1775MHz	1805-1870MHz	1920-1980MHz	2110-2170MHz
Operation Bandwidth	65MHz		60MHz	
Max. RF Output Power	/	27 ±2dBm	/	27 ±2dBm
Max. Gain	40 ±3dB	45 ±3dB	40 ±3dB	45 ±3dB
Noise Figure (1x RU: MU)	≤5dB	/	≤5dB	/
Pass Band Ripple (p-p)	≤±4dB		≤±4dB	
Manual Gain Control	0 - 31dB /1dB step		0 - 31dB /1dB step	
Auto Level Control (ALC)	Control range: ≥20dB		Control range: ≥20dB	
VSWR	≤2.4			
System Delay	≤3μs			
EVM (RMS)	≤8%		≤3.5%	
Frequency Stability	≤0.01ppm			
Spurious Emissions	3GPP TS 36.106		3GPP TS 38.106	
Spectrum Emission Mask	3GPP TS 36.106		3GPP TS 38.106	
Optical Output Power	3 ±3dBm Uplink @1310nm			
Optical Receiver Sensitivity	-15dBm Downlink @1550nm			
Mechanical, Environmental & Miscellaneous Specifications				
Dimension	350 x250 x65mm			
Weight	≤6kg			
Power Supply	AC100~240V, Comply with EN60950			
Power Consumption	≤60W			
RF Connector	1x N Female or 4.3-10 Female, 50Ω (customizable)			
FO Connector	1x LC /SC /FC - UPC /APC (customizable)			
Local Control	LCD + Keypad & Wi-Fi via Web Browser, USB-C /RJ45 (customizable)			
OMC	Through MU via Fiber Cable			
Temperature	-10 to +55°C			
Humidity	≤95%			
Ingress Protection	IP40, Indoor			
Installation	Wall or Pole Mount			
MTBF	≥50000h			

Disclaimer:

All images are for reference only.

The information provided in this datasheet is considered reliable as of the publication date; however, accuracy and completeness are not guaranteed. Bridge Components reserves the right to modify product specifications without prior notice.

Revised | B.1.1

DATA SHEET

41-FRWM040533-C1

DUAL-BAND FIBER OPTICAL REPEATER (RU)

Frequency: 1710-1880 /1920-2170MHz Wide Band | Output Power: 33dBm | Gain: 50dB

Power Supply: AC100 /240V | Usage: Indoor



33dBm

TECHNICAL DATA

Electrical & Optical Specifications				
Item	FDD-LTE1800 (B3)		FDD-NR2100 (n1)	
	Uplink	Downlink	Uplink	Downlink
Frequency Range	1710-1785MHz	1805-1880MHz	1920-1980MHz	2110-2170MHz
Operation Bandwidth	75MHz		60MHz	
Max. RF Output Power	/	33 ±2dBm	/	33 ±2dBm
Max. Gain	45 ±3dB	50 ±3dB	45 ±3dB	50 ±3dB
Noise Figure (1x RU: MU)	≤5dB	/	≤5dB	/
Pass Band Ripple (p-p)	≤±4dB		≤±4dB	
Manual Gain Control	0 - 31dB /1dB step		0 - 31dB /1dB step	
Auto Level Control (ALC)	Control range: ≥20dB		Control range: ≥20dB	
VSWR	≤1.5			
System Delay	≤3μs			
EVM (RMS)	≤8%		≤3.5%	
Frequency Stability	≤0.01ppm			
Spurious Emissions	3GPP TS 36.106		3GPP TS 38.106	
Spectrum Emission Mask	3GPP TS 36.106		3GPP TS 38.106	
Optical Output Power	3 ±3dBm Uplink @1310nm			
Optical Receiver Sensitivity	-15dBm Downlink @1550nm			
Mechanical, Environmental & Miscellaneous Specifications				
Dimension	350 x250 x110mm			
Weight	≤7kg			
Power Supply	AC100~240V, Comply with EN60950			
Power Consumption	≤60W			
RF Connector	1x N Female or 4.3-10 Female, 50Ω (customizable)			
FO Connector	1x LC /SC /FC - UPC /APC (customizable)			
Local Control	LCD + Keypad & Wi-Fi via Web Browser, USB-C /RJ45 (customizable)			
OMC	Through MU via Fiber Cable			
Temperature	-10 to +55°C			
Humidity	≤95%			
Ingress Protection	IP40, Indoor			
Installation	Wall or Pole Mount			
MTBF	≥50000h			

Disclaimer:

All images are for reference only.

The information provided in this datasheet is considered reliable as of the publication date; however, accuracy and completeness are not guaranteed. Bridge Components reserves the right to modify product specifications without prior notice.

Revised | B.1.1

DATA SHEET

41-FRWM040537-C1

DUAL-BAND FIBER OPTICAL REPEATER (RU)

Frequency: 1710-1880 /1920-2170MHz Wide Band | Output Power: 37dBm | Gain: 55dB

Power Supply: AC100 /240V | Usage: Indoor & Outdoor



37dBm

TECHNICAL DATA

Electrical & Optical Specifications

Item	FDD-LTE1800 (B3)		FDD-NR2100 (n1)	
	Uplink	Downlink	Uplink	Downlink
Frequency Range	1710-1785MHz	1805-1880MHz	1920-1980MHz	2110-2170MHz
Operation Bandwidth	75MHz		60MHz	
Max. RF Output Power	/	37 ±2dBm	/	37 ±2dBm
Max. Gain	50 ±3dB	55 ±3dB	50 ±3dB	55 ±3dB
Noise Figure (1x RU: MU)	≤5dB	/	≤5dB	/
Pass Band Ripple (p-p)	≤±4dB		≤±4dB	
Manual Gain Control	0 - 31dB /1dB step		0 - 31dB /1dB step	
Auto Level Control (ALC)	Control range: ≥20dB		Control range: ≥20dB	
VSWR	≤1.5			
System Delay	≤3μs			
EVM (RMS)	≤8%		≤3.5%	
Frequency Stability	≤0.01ppm			
Spurious Emissions	3GPP TS 36.106		3GPP TS 38.106	
Spectrum Emission Mask	3GPP TS 36.106		3GPP TS 38.106	
Optical Output Power	3 ±3dBm Uplink @1310nm			
Optical Receiver Sensitivity	-15dBm Downlink @1550nm			

Mechanical, Environmental & Miscellaneous Specifications

Dimension	500 x440 x187mm
Weight	≤25kg
Power Supply	AC100~240V, Comply with EN60950
Power Consumption	≤200W
RF Connector	1x N Female or 4.3-10 Female, 50Ω (customizable)
FO Connector	1x LC /SC /FC - UPC /APC (customizable)
Local Control	LCD + Keypad & Wi-Fi via Web Browser, USB-C /RJ45 (customizable)
OMC	Through MU via Fiber Cable
Temperature	-10 to +55°C
Humidity	≤95%
Ingress Protection	IP65, Indoor & Outdoor
Installation	Wall or Pole Mount
MTBF	≥50000h

Disclaimer:

All images are for reference only.

The information provided in this datasheet is considered reliable as of the publication date; however, accuracy and completeness are not guaranteed. Bridge Components reserves the right to modify product specifications without prior notice.

Revised | B.1.1